



SARNIA REFINERY

RESPIRATORY PROTECTION

Issue Date: April 4, 2019

Revision #: 11

STANDARD

Document Number:

4000-ZSD-SM00HHSA-009061

Next Review Date: January 4, 2024

Document Owner: Manager, Environment, Health & Safety

Document Contact: Occupational Hygienist

SCOPE AND PURPOSE

The purpose of this standard is to ensure that, where respiratory protection is necessary, the proper type of respirator is selected and fitted to achieve full protection of the employee's health.

Respiratory protection shall be used to protect a worker from inhaling a hazardous atmosphere when engineering or administrative control measures are not practicable or not adequate, while such controls are being instituted, or during shutdown for maintenance, repair or emergency.

EXCEPTIONS

There will be no exception to this Standard without the written permission of the VP, Sarnia Refinery. Approval will be considered only after completion of a formal risk assessment.

GUIDANCE & STANDARDS

1. Roles and Responsibilities

Occupational Hygienist will act as Program Administrator and shall ensure this standard is maintained in accordance with CSA-Z94.4-11, "Selection, Use, And Care of Respirators" and provide guidance with respect to use of this standard.

Employees and Contractors are accountable to comply with this standard and to follow operating procedures and work practices.

Refinery Leaders are accountable to ensure compliance to this standard

Refinery Vice President is accountable to approve, maintain and ensure compliance to this standard.

RESPIRATORY PROTECTION

Document Number: 4000-ZSD-SM00HHSA-009061	Date Created: 04/04/2019	Revision Number: 11	Next Review Date: 01/04/2024
---	------------------------------------	-------------------------------	--

2. Atmospheric Hazard Assessment

Operators will monitor their work area and conduct both qualitative and quantitative hazard assessments on a day-to-day basis

The Occupational Hygienist will provide assistance in identifying and quantifying respiratory hazards.

3. Respirator Selection

The following respirator types are available for use:

- 1/2 Face Elastomeric Air-Purifying Respirator (APR);
- Full Face Elastomeric Air-Purifying Respirator (APR);
- Pressure Demand Supplied-Air Breathing Apparatus (SABA) equipped with auxiliary self-contained air supply; and
- Pressure Demand Self-Contained Breathing Apparatus (SCBA).

Filtering facepiece respirators (i.e., dust masks) are also available for use, if desired, in environments containing nuisance levels of airborne contaminants (i.e., concentrations not exceeding the prescribed occupational exposure limit). Filtering facepieces are not approved for use in environments where an occupational exposure limit may be exceeded.

The Occupational Hygienist will provide guidance for the appropriate respirator for each hazard situation based on toxicological, chemical and physical properties of the contaminant, type of use, warning properties and airborne concentration.

Where the concentration of a contaminant is unknown, SCBA or SABA equipped with auxiliary self-contained air supply shall be used. In order to ensure the availability of SCBA units in an emergency situation, SABA equipped with auxiliary self-contained air supply shall be used, whenever possible, for planned or routine tasks requiring air-supplying respiratory protection.

RESPIRATORY PROTECTION

Document Number: 4000-ZSD-SM00HHS-009061	Date Created: 04/04/2019	Revision Number: 11	Next Review Date: 01/04/2024
--	------------------------------------	-------------------------------	--

The chart in Appendix A was developed to assist with the selection of respiratory equipment for a known concentration of a contaminant.

Note: The Time-Weighted Average (TWA) exposure values documented in the chart are current Ontario occupational exposure limits and are based on an 8-hour shift. The exposure limit for a 12-hour shift must be adjusted to 50% of the documented TWA to account for longer exposures and shorter recovery periods. This adjustment is calculated using the industry-accepted Brief and Scala method for calculating OEL reduction factors.

Filter and cartridge service life information is also provided in Appendix A. Particulate filters should be changed when breathing resistance increases noticeably. Service life information for chemical cartridges is provided in Appendix A. These values were determined based on regulation requirements or limited cartridge adsorption efficiency. Chemical cartridges must be changed out prior to the listed end of service life if the contaminant can be detected by smell and/or taste inside the respirator.

Note: Service life values are based on a temperature of 30°C, relative humidity 85% and a medium work level. Duration limits should be reduced when working at a higher temperature and relative humidity and/or for extended periods of heavy work.

For entry into inert atmospheres, an air-supplying respirator equipped with a non-removable head piece and a redundant air supply must be used.

Dual action sleeve locks must be used for all air-supplying respirator hose connections. Single action sleeve locks may not be used.

4. Respirator Fit Testing

All respirator users shall successfully complete a fit-test prior to wearing a respirator in a potentially hazardous atmosphere. Each user will be fit-tested for each type of respirator that s/he may be required to wear. Subsequent fit-tests will be conducted at least every 2 years.

Fit tests will be conducted in negative-pressure mode using a particle-counting quantitative fit testing instrument in accordance with CSA-Z94.4-11. A satisfactory fit is achieved when the resulting fit factor for half and full-face respirators is 100 and 1000, respectively.

Workers who are not clean shaven will not be fit tested.

Other personal protective equipment that is required to be worn during respirator use shall also be worn during the fit-test to ensure they are compatible with the respirator and do not interfere with the facial seal.

RESPIRATORY PROTECTION

Document Number: 4000-ZSD-SM00HHSA-009061	Date Created: 04/04/2019	Revision Number: 11	Next Review Date: 01/04/2024
---	------------------------------------	-------------------------------	--

5. Training

Training will be provided to all employees who may be required to wear a respirator. Training topics shall include:

- Selection of appropriate respiratory protection;
- Health surveillance;
- Fit testing;
- General knowledge of the respiratory protection program and related policies and procedures;
- Care and practical use of respiratory equipment;
- Limitation for each type of respirator; and
- Repair and maintenance.

Refresher training will be provided every 2 years.

RESPIRATORY PROTECTION

Document Number: 4000-ZSD-SM00HSA-009061	Date Created: 04/04/2019	Revision Number: 11	Next Review Date: 01/04/2024
--	------------------------------------	-------------------------------	--

6. Use of Respirators

Respiratory protection may be obtained from the following locations:

Type of Respirator	Location(s)
Air-Purifying Respirator	Breathing Air Room.
Supplied-Air Breathing Apparatus (SABA) with Auxiliary Self-Contained Air Supply	<p><i>Control Rooms:</i> Facepieces, escape bottles and a breathing air supply are provided in all control rooms for use by board operators in the event that the indoor atmosphere becomes compromised.</p> <hr/> <p><i>Plant 1 Operations:</i> Facepieces & escape bottles – control room. Breathing air supply – may be obtained in the same manner as Maintenance and Contractors (see below).</p> <hr/> <p><i>Plant 1 Alkylation Unit:</i> Facepieces & escape bottles – control room, Alky B suits in changerooms, Alky A suits in control room and Firehall. Breathing air supply – three locations within the Alky unit fed by bottle rack near Operations Alky changeroom.</p> <hr/> <p><i>Plant 2 Operations:</i> Facepieces & escape bottles - control room. Breathing air supply – cylinders chained to pillars throughout the units.</p> <hr/> <p><i>Plant 3 Operations:</i> Facepieces & escape bottles – building at the North end of the 3-4 unit. Breathing air supply – bottle racks throughout the units. Header system in 3-4 unit with multiple hose reel stations fed by bottle racks at North end of the unit.</p> <hr/> <p><i>Plant 4 Operations:</i> Facepieces & escape bottles – rescue station between 4-0 and 4-4 units. Breathing air supply – several air supply stations throughout the plant.</p> <hr/> <p><i>Maintenance and Contractors:</i> Facepieces & escape bottles – Breathing Air Room. Breathing air supply – building located at 3rd st. and Sun Ave. (Note: Praxair ensures a supply of full bottles in this area. Upon return of a breathing air cylinder cart, remove used bottles and replace with full bottles).</p> <hr/> <p><i>Fire Team/Rescue Team:</i> Facepieces, escape bottles & breathing air supply – Firehall (Command Vehicle).</p>
Self-Contained Breathing Apparatus (SCBA)	<p><i>Operations:</i> control rooms, rescue stations, HCC elevator, Sub#8 (ETF).</p> <hr/> <p><i>Fire Team/Rescue Team:</i> Firehall (FT1, FT4, Command Vehicle).</p> <hr/> <p><i>Maintenance and Contractors:</i> Breathing Air Room.</p>

All respiratory protection removed from the Breathing Air Room must be signed out using the appropriate sign-out form (Appendix C and D).

RESPIRATORY PROTECTION

Document Number: 4000-ZSD-SM00HHSA-009061	Date Created: 04/04/2019	Revision Number: 11	Next Review Date: 01/04/2024
---	------------------------------------	-------------------------------	--

Positive and negative pressure fit checks shall be performed immediately after donning a respirator and periodically during use.

Side arms on eyeglasses or any other material such as hair, cloth, tissue, straps, etc... shall not pass between the face and the sealing surface of the respirator. Corrective lens inserts for full respirator facepieces are available through Human Resources, if necessary.

Other personal protective devices or equipment shall not interfere with the seal of the facepiece to the face of the respirator user.

Clean Shaven Policy

Persons using positive-pressure or negative-pressure respirators shall be clean shaven where the facepiece seals to the skin (see Figure 1 below).

All employees, contractors and visitors must be clean shaven at all times while in process areas, offsites areas, any laboratory, maintenance shop or wash pad.

Emergency Responders must be clean shaven at all times while on the job.



Half Facepiece



Full Facepiece

Figure 1 – Respirator Face-to-Facepiece Sealing Area

RESPIRATORY PROTECTION

Document Number: 4000-ZSD-SM00HHS-009061	Date Created: 04/04/2019	Revision Number: 11	Next Review Date: 01/04/2024
--	------------------------------------	-------------------------------	--

7. Cleaning, Inspection, Maintenance and Storage of Respirators

All respiratory protection shall be inspected, cleaned, serviced and stored in accordance with CSA-Z94.4-11. Cleaning and minor repairs are performed on-site by certified personnel in the Breathing Air Room. Testing and repairs beyond on-site capability are performed by external certified service providers. Levitt Safety performs an annual inspection of all SCBA and SABA units on-site. SCBA units are also inspected monthly by Operations as part of the Fire & Safety Checklist.

When not in use, respirators shall be stored in a manner that will protect them from dust, ozone, sunlight, heat, extreme cold, excessive moisture, vermin, damaging chemicals, oils, greases or any other potential hazard that may have a detrimental effect on the respirator.

Respirator users shall inspect their respirators before and after each use. Any respirator that does not pass inspection shall be removed from service, tagged and brought to the Breathing Air Room for repair or disposal.

Individually-assigned air-purifying respirators should be cleaned after each use using respirator cleaning wipes. Air-purifying respirators should also receive periodic thorough cleaning via the Breathing Air Room.

SABA and SCBA units shall be brought to the Breathing Air Room after each use. Once cleaned and serviced, they will be returned to their proper storage location.

The Breathing Air Room is located at the East end of the Maintenance Shop and is occupied on a part-time basis by the TAMS Labourers. If the door is locked, respiratory equipment should be placed in the off-hours drop off cabinet located to the left of the entry door. Security can provide off-hours access to the Breathing Air Room, if required.

8. Health Surveillance

Prior to fit-testing and respirator use, it shall be confirmed that the individual is free from any physiological or psychological condition that may preclude him/her from being able to safely use the selected respirator.

9. Program Evaluation

The Occupational Hygienist will review this program and its effectiveness at least every 3 years.

RESPIRATORY PROTECTION

Document Number: 4000-ZSD-SM00HHSA-009061	Date Created: 04/04/2019	Revision Number: 11	Next Review Date: 01/04/2024
---	------------------------------------	-------------------------------	--

10. Recordkeeping

Records relating to the respiratory protection program shall be maintained in accordance with CSA-Z94.4-11. The following table prescribes the documentation that shall be retained as well as the responsible party and storage method/location:

Required Documentation	Responsible Party	Storage Method/Location
Fit-Testing	EH&S Training Coordinator	Suncor Learning Solution & IEC Database
Training		
Cleaning & Maintenance	TAMS Labourers	Breathing Air Room
Program Review/Update	Occupational Hygienist	Livelink

11. Wireless Personal Gas Detectors (WPGD)

Wireless personal gas detectors are to be removed while wearing supplied-air respiratory protection during planned work activity in order to avoid unnecessary alarms to the control board.

When ready to perform supplied-air respirator work, the respirator user shall remove the WPGD, power it off and hand it to the Bottle Watch or SCBA Buddy, as applicable, for safe keeping. Upon completion of supplied-air respirator work, the WPGD shall be returned to the respirator user, powered up and donned near the breathing zone.

If a Bottle Watch or SCBA Buddy is required to hold onto more than one worker's monitor during removal, a Wireless Personal Gas Detector Removal Log (Appendix D) shall be completed.

DEFINITIONS

Air-Purifying Respirator ~ a respirator with an air-purifying filter or cartridge that removes specific air contaminants by passing ambient air through the air-purifying element. Air-purifying respirators do not supply breathing air.

Clean Shaven ~ less than 24 hours growth where a respirator would seal with the face.

Emergency Responders ~ Operators and members of an emergency response (i.e., fire, rescue, first-aid and oil spill) team, identified members of the EH&S department and Laboratory Technicians.

RESPIRATORY PROTECTION

Document Number: 4000-ZSD-SM00HHS-009061	Date Created: 04/04/2019	Revision Number: 11	Next Review Date: 01/04/2024
--	------------------------------------	-------------------------------	--

Immediately Dangerous to Life or Health (IDLH) ~ exposure to airborne contaminants that is likely to cause death or immediate or delayed permanent adverse health effects or prevent escape from such an environment (NIOSH 2004). (30 minutes is considered the maximum time for escape).

Self-Contained Breathing Apparatus ~ a respirator that supplies the user with breathing air from a compressed-air cylinder that is carried on the users back. These respirators operate in pressure-demand mode (i.e., a positive pressure is maintained within the facepiece to prevent inward leakage of contaminants).

Supplied-Air Breathing Apparatus (SABA) ~ a respirator that supplies the user with breathing air through a small diameter hose from a compressed-air cylinder. These respirators operate in pressure-demand mode (i.e., a positive pressure is maintained within the facepiece to prevent inward leakage of contaminants) and are also equipped with an auxiliary (emergency) self-contained air supply (i.e., 5 or 10 minute bottle).

REFERENCES

[3M Respirator Selection Guide \(June 2013\)](#)

[O.Reg.833, "Control of Exposure to Biological or Chemical Agents"](#)


CSA Z94.4-11, "Selection, Use, and Care of Respirators"

[Benzene Control Standard](#)

END OF STANDARD

RESPIRATORY PROTECTION

Document Number: 4000-ZSD-SM00HHS-009061	Date Created: 04/04/2019	Revision Number: 11	Next Review Date: 01/04/2024
--	------------------------------------	-------------------------------	--

		<u>REVISION LOG</u>	
Date MM/DD/YYYY	Revision	Section	Comment
03/15/2010	Original		Transferred into “Standard” template. Replaces Section 13.4 of the Accident Prevention Manual. Changes include: <ul style="list-style-type: none"> ▪ Requirement for all respirator users to be clean shaven. ▪ Updated respiratory protection selection table to reflect current occupational exposure limits and included guidance regarding cartridge/filter change out schedules and odour warning information. ▪ Addition of Respirator User Screening Form to complete prior to fit-test and respirator use. ▪ Statement of fit-test frequency (every 2 years). ▪ Addition of requirement for refresher training every 2 years. ▪ Additional guidance provided regarding currently used practices.
6/9/2010	1	References Revision Log	<ul style="list-style-type: none"> ▪ Addition of link to Benzene Control Standard ▪ Revision Log moved to end of standard
7/19/2010	2	6	<ul style="list-style-type: none"> ▪ Removal of SCBA Unit in Main Laboratory Entrance.
04/06/2011	3	Appendix A	<ul style="list-style-type: none"> ▪ Typo error under Hydrogen Fluoride Pressure Demand SCBA
06/22/2012	4	All	<ul style="list-style-type: none"> ▪ Updated format and placed into new template.
07/24/2013	-	Header	<ul style="list-style-type: none"> ▪ Document Owner & Contact Updated. NO content change. (L. Lebert)
01/03/2014	5	Appendix A	<ul style="list-style-type: none"> ▪ Deleted the line “Ethylene Dichloride” and added the line “Perchloroethylene”. (J. MacKinnon)
07/14/2014	6	General	<ul style="list-style-type: none"> ▪ Changed all references to CSA-Z94.4-02 to CSA-Z94.4-11.
		3. Respirator Selection	<ul style="list-style-type: none"> ▪ Removed ability to rely on sense of taste and/or smell to determine the need to replace APR cartridge – all service life values now

RESPIRATORY PROTECTION








Document Number: 4000-ZSD-SM00HSA-009061	Date Created: 04/04/2019	Revision Number: 11	Next Review Date: 01/04/2024
--	------------------------------------	-------------------------------	--

			<ul style="list-style-type: none"> mandatory. ▪ Revised all service life values based on 30°C and 85% humidity.
		6. Use of Respirators	<ul style="list-style-type: none"> ▪ Revised clean shaven policy <ul style="list-style-type: none"> - all employees, contractors and visitors must be clean shaven at all times while in process areas, offsites areas, any laboratory or maintenance shop; - exceptions may be authorized in writing by a Director or VP for identified reasons. ▪ Updated chart detailing locations of respiratory protection and breathing air on-site.
		8. Health Surveillance	<ul style="list-style-type: none"> ▪ Removed reference to Respirator User Screening Form (former Appendix B) as all fit-testing and associated documentation is now completed by the IEC.
		10. Record Keeping	<ul style="list-style-type: none"> ▪ Removed references to documents no longer maintained on-site.
		Definitions	<ul style="list-style-type: none"> ▪ Minor change to “Clean Shaven” definition.
		References	<ul style="list-style-type: none"> ▪ Updated reference to 3M Respirator Selection Guide.
		Appendix A	<ul style="list-style-type: none"> ▪ Added columns for OELs including IDLH. ▪ Revised service life values. ▪ Removed oxygen from contaminants list.
		Appendix B	<ul style="list-style-type: none"> ▪ Removed Respiratory User Screening Form. ▪ Added Clean Shaven Policy Exemption Form.
09/24/2015	7	Appendix A	<ul style="list-style-type: none"> ▪ “Ethyl Mercaptan” was changed to “Mercaptans”. ▪ Removed “Butyl Mercaptan”
02/01/2016	8	6. Use of Respirators	<p><i>Clean Shaven Policy</i></p> <ul style="list-style-type: none"> ▪ Removed information regarding exemptions
		Appendices	<ul style="list-style-type: none"> ▪ Removed Appendix B – Clean Shaven Policy Exemption Form ▪ Renamed Appendices C and D to A and B
07/06/2016	9	3. Respirator Selection	<ul style="list-style-type: none"> ▪ Added requirement for non-removable air-supplying head-piece and redundant air supply for inert entries. ▪ Added requirement for dual action sleeve locks for air-supplying respirator hose connections.
09/26/2017	10	6. Use of Respirators	<p><i>Clean Shaven Policy</i></p> <ul style="list-style-type: none"> ▪ Added wash pad to list of clean shaven areas
02/15/2019	11	11. WPGD	<ul style="list-style-type: none"> ▪ Added section to address the removal of WPGDs while wearing supplied-air respiratory

RESPIRATORY PROTECTION

Document Number: 4000-ZSD-SM00HHSA-009061	Date Created: 04/04/2019	Revision Number: 11	Next Review Date: 01/04/2024
---	------------------------------------	-------------------------------	--

			protection during planned work activity
		Appendix D	▪ Added WPGD Removal Log form

Contaminant	Occupational Exposure Limits <i>(units in ppm unless otherwise indicated)</i>			Respirator Selection			Odour Information		Cartridge Selection & Service Life Information						
	TWA (8hr)	STEL (15min unless otherwise indicated)	IDLH (NIOSH 1995)	½ Face Elastomeric APR Acceptable up to this Concentration (10 x TWAEV or 1000 ppm or IDLH)	Full Face Elastomeric APR Acceptable up to this Concentration (50 x TWAEV or 1000 ppm or IDLH)	Pressure Demand SCBA or Supplied Air with Egress Bottle for Concentrations Above	Odour Threshold	Odour Warning Properties	 P100 Filter 3M 2091 or 2097 (2091 = 1000015837 2097 = 1000046840)	 HF/Particulate Filter 3M 2076HF (1000081682)	 Organic Vapour Cartridge 3M 6001 (1000068207)	 Organic Vapour/Acid Gas Cartridge 3M 6003 (1000148522)	 Organic Vapour Cartridge + P100 Filter 3M 60921 (1000081602)	 Organic Vapour/Acid Gas Cartridge + P100 Filter 3M 60923 (1000131891)	 Multigas Cartridge + P100 Filter 3M 60926 (1000135122)
Ammonia	25	35	300	Not Recommended (Eye Irritant)	300 ppm (IDLH)	300 ppm	5.75 ppm	Good	X	X	X	X	X	X	10hrs @ 25ppm 4hrs @ 100ppm 2.5hrs @ 200ppm
Benzene	0.5	2.5	500	5 ppm	25 ppm	25 ppm	8.65 ppm	Poor	X	X	8hrs (O.Reg.839)	8hrs (O.Reg.839)	8hrs (O.Reg.839)	8hrs (O.Reg.839)	8hrs (O.Reg.839)
Carbon Dioxide	5000	30000	40000	Not Approved	Not Approved	5000 ppm	74,000 ppm	Poor	X	X	X	X	X	X	X
Carbon Monoxide	25	75 (30min)	1200	Not Approved	Not Approved	25 ppm	100,000 ppm	Poor	X	X	X	X	X	X	X
Mercaptans	0.1	0.3 (30min)	10	1 ppm	5 ppm	5 ppm	0.001 ppm	Good	X	X	8hrs (Limited adsorption efficiency)	8hrs (Limited adsorption efficiency)	8hrs (Limited adsorption efficiency)	8hrs (Limited adsorption efficiency)	8hrs (Limited adsorption efficiency)
Hydrogen Fluoride	0.5	2 (Ceiling)	30	Not Recommended (Eye Irritant)	25 ppm	25 ppm	0.042	Good	X	522hrs @ 0.5ppm 67hrs @ 5ppm 19hrs @ 20ppm	X	1726hrs @ 0.5ppm 288hrs @ 5ppm 98hrs @ 20ppm	X	1726hrs @ 0.5ppm 288hrs @ 5ppm 98hrs @ 20ppm	5320hrs @ 0.5ppm 649hrs @ 5ppm 183hrs @ 20ppm
Hydrogen Peroxide	1	3 (30min)	75	Not Approved	Not Approved	1 ppm	Unknown	Poor	X	X	X	X	X	X	X
Hydrogen Sulfide	10	15	100	ESCAPE ONLY	ESCAPE ONLY	10 ppm	0.0005 ppm	Poor (Olfactory Fatigue)	X	X	X	ESCAPE ONLY	X	ESCAPE ONLY	ESCAPE ONLY
Monoethanolamine (MEA)	3	6	30	30 ppm	30 ppm (IDLH)	30 ppm	2.59 ppm	Fair	X	X	91hrs @ 3ppm 87hrs @ 20ppm	80hrs @ 3ppm 76hrs @ 20ppm	91hrs @ 3ppm 87hrs @ 20ppm	80hrs @ 3ppm 76hrs @ 20ppm	63hrs @ 3ppm 63hrs @ 20ppm
Nuisance Particulate - inhalable - respirable	10 mg/m ³ 3 mg/m ³	N/Av	N/Av	100 mg/m ³ 30 mg/m ³	500 mg/m ³ 150 mg/m ³	500 mg/m ³ 150 mg/m ³	N/A	Poor	Replace when breathing resistance increases	Replace when breathing resistance increases	X	X	Replace when breathing resistance increases	Replace when breathing resistance increases	Replace when breathing resistance increases
Perchloroethylene	25	100	150	Not Recommended (Eye Irritant)	150 ppm (IDLH)	150 ppm	1-50 ppm	Poor	X	X	56hrs @ 5ppm 33hrs @ 25ppm 22hrs @ 50ppm	49hrs @ 5ppm 28hrs @ 25ppm 20hrs @ 50ppm	56hrs @ 5ppm 33hrs @ 25ppm 22hrs @ 50ppm	49hrs @ 5ppm 28hrs @ 25ppm 20hrs @ 50ppm	39hrs @ 5ppm 23hrs @ 25ppm 16hrs @ 50ppm
Styrene	35	100	700	350 ppm	700 ppm (IDLH)	700 ppm	3.44 ppm	Good	X	X	125hrs @ 10ppm 58hrs @ 35ppm 26hrs @ 100ppm	108hrs @ 10ppm 50hrs @ 35ppm 23hrs @ 100ppm	125hrs @ 10ppm 58hrs @ 35ppm 26hrs @ 100ppm	108hrs @ 10ppm 50hrs @ 35ppm 23hrs @ 100ppm	90hrs @ 10 ppm 42hrs @ 35ppm 19hrs @ 100 ppm
Sulphur Dioxide	2	5	100	20 ppm	100 ppm	100 ppm	0.708 ppm	Fair	X	X	X	1437hrs @ 2ppm 77hrs @ 20ppm 13hrs @ 80ppm	X	1437hrs @ 2ppm 77hrs @ 20ppm 13hrs @ 80ppm	1723hrs @ 2ppm 76hrs @ 20ppm 12hrs @ 80ppm
Toluene	20	60 (30min)	500	200 ppm	500 ppm (IDLH)	500 ppm	0.16 ppm	Good	X	X	30hrs @ 20ppm 13hrs @ 100ppm 10hrs @ 150ppm	26hrs @ 20ppm 11hrs @ 100ppm 9hrs @ 150ppm	30hrs @ 20ppm 13hrs @ 100ppm 10hrs @ 150ppm	26hrs @ 20ppm 11hrs @ 100ppm 9hrs @ 150ppm	21hrs @ 20ppm 9hrs @ 100ppm 7hrs @ 150ppm
Xylene (sum of o-, m- and p- isomers)	100	150	900	900 ppm (IDLH)	900 ppm (IDLH)	900 ppm	0.851 ppm (o-) 0.324 ppm (m-) 0.49 ppm (p-)	Good	X	X	65hrs @ 20ppm 24hrs @ 100ppm 6hrs @ 500ppm	57hrs @ 20ppm 21hrs @ 100ppm 5.5hrs @ 500ppm	65hrs @ 20ppm 24hrs @ 100ppm 6hrs @ 500ppm	57hrs @ 20ppm 21hrs @ 100ppm 5.5hrs @ 500ppm	47hrs @ 20ppm 17hrs @ 100ppm 4.5hrs @ 500ppm



APPENDIX B
Air-Purifying Respirator Sign-Out Form

Document Number:
4000-ZSD-
SM00HSA-009061

Date:		Name:		Work Order Number:	
Trade/Job Position:			Company:		
Type of Respirator:	<input type="checkbox"/> 1/2-Face (Quantity: ___)	Respirator Size:	<input type="checkbox"/> Small	<input type="checkbox"/> Medium	<input type="checkbox"/> Large
	<input type="checkbox"/> Full-Face (Quantity: ___)	Mask Number(s):			
Cartridges/Filters: (Indicate Quantity)	___ P100 (3M2091 or 2097) ___ HF/P95 (3M2076HF) ___ OV (3M6001)	___ OV/AG (3M6003) ___ OV+P100 (3M60921)	___ OV/AG+P100 (3M60923) ___ MG+P100 (3M60926)		
Work Location: <input type="checkbox"/> Plant 1 <input type="checkbox"/> Plant 2 <input type="checkbox"/> Plant 3 <input type="checkbox"/> Plant 4 <input type="checkbox"/> Offsites – Process (i.e., Tank Farm, WWT, Dock, T/X Loading Rack) <input type="checkbox"/> Offsites – Non-process (i.e., Lab, Maintenance, Wash Pad etc...) – specify:					

Date:		Name:		Work Order Number:	
Trade/Job Position:			Company:		
Type of Respirator:	<input type="checkbox"/> 1/2-Face (Quantity: ___)	Respirator Size:	<input type="checkbox"/> Small	<input type="checkbox"/> Medium	<input type="checkbox"/> Large
	<input type="checkbox"/> Full-Face (Quantity: ___)	Mask Number(s):			
Cartridges/Filters: (Indicate Quantity)	___ P100 (3M2091 or 2097) ___ HF/P95 (3M2076HF) ___ OV (3M6001)	___ OV/AG (3M6003) ___ OV+P100 (3M60921)	___ OV/AG+P100 (3M60923) ___ MG+P100 (3M60926)		
Work Location: <input type="checkbox"/> Plant 1 <input type="checkbox"/> Plant 2 <input type="checkbox"/> Plant 3 <input type="checkbox"/> Plant 4 <input type="checkbox"/> Offsites – Process (i.e., Tank Farm, WWT, Dock, T/X Loading Rack) <input type="checkbox"/> Offsites – Non-process (i.e., Lab, Maintenance, Wash Pad etc...) – specify:					

Date:		Name:		Work Order Number:	
Trade/Job Position:			Company:		
Type of Respirator:	<input type="checkbox"/> 1/2-Face (Quantity: ___)	Respirator Size:	<input type="checkbox"/> Small	<input type="checkbox"/> Medium	<input type="checkbox"/> Large
	<input type="checkbox"/> Full-Face (Quantity: ___)	Mask Number(s):			
Cartridges/Filters: (Indicate Quantity)	___ P100 (3M2091 or 2097) ___ HF/P95 (3M2076HF) ___ OV (3M6001)	___ OV/AG (3M6003) ___ OV+P100 (3M60921)	___ OV/AG+P100 (3M60923) ___ MG+P100 (3M60926)		
Work Location: <input type="checkbox"/> Plant 1 <input type="checkbox"/> Plant 2 <input type="checkbox"/> Plant 3 <input type="checkbox"/> Plant 4 <input type="checkbox"/> Offsites – Process (i.e., Tank Farm, WWT, Dock, T/X Loading Rack) <input type="checkbox"/> Offsites – Non-process (i.e., Lab, Maintenance, Wash Pad etc...) – specify:					

Date:		Name:		Work Order Number:	
Trade/Job Position:			Company:		
Type of Respirator:	<input type="checkbox"/> 1/2-Face (Quantity: ___)	Respirator Size:	<input type="checkbox"/> Small	<input type="checkbox"/> Medium	<input type="checkbox"/> Large
	<input type="checkbox"/> Full-Face (Quantity: ___)	Mask Number(s):			
Cartridges/Filters: (Indicate Quantity)	___ P100 (3M2091 or 2097) ___ HF/P95 (3M2076HF) ___ OV (3M6001)	___ OV/AG (3M6003) ___ OV+P100 (3M60921)	___ OV/AG+P100 (3M60923) ___ MG+P100 (3M60926)		
Work Location: <input type="checkbox"/> Plant 1 <input type="checkbox"/> Plant 2 <input type="checkbox"/> Plant 3 <input type="checkbox"/> Plant 4 <input type="checkbox"/> Offsites – Process (i.e., Tank Farm, WWT, Dock, T/X Loading Rack) <input type="checkbox"/> Offsites – Non-process (i.e., Lab, Maintenance, Wash Pad etc...) – specify:					



APPENDIX C
Supplied Air Breathing Apparatus Sign-Out Form

Document Number:
4000-ZSD-
SM00HHS-009061

Date:	Time:	Kit#:	Pre-Issue Checklist: <input type="checkbox"/> Full bottle <input type="checkbox"/> Harness condition <input type="checkbox"/> 2.2 Regulator <input type="checkbox"/> Bottle connection <input type="checkbox"/> Mask & nose cup <input type="checkbox"/> Webbing <input type="checkbox"/> Face shield
Name:	Trade/Job Position:		
Company:	Work Order Number:		
Work Location: <input type="checkbox"/> Plant 1 <input type="checkbox"/> Plant 2 <input type="checkbox"/> Plant 3 <input type="checkbox"/> Plant 4 <input type="checkbox"/> Offsites – Process (i.e., Tank Farm, WWT, Dock, T/X Loading Rack) <input type="checkbox"/> Offsites – Non-process (i.e., Lab, Maintenance, Wash Pad, etc...) – specify:			

Date:	Time:	Kit#:	Pre-Issue Checklist: <input type="checkbox"/> Full bottle <input type="checkbox"/> Harness condition <input type="checkbox"/> 2.2 Regulator <input type="checkbox"/> Bottle connection <input type="checkbox"/> Mask & nose cup <input type="checkbox"/> Webbing <input type="checkbox"/> Face shield
Name:	Trade/Job Position:		
Company:	Work Order Number:		
Work Location: <input type="checkbox"/> Plant 1 <input type="checkbox"/> Plant 2 <input type="checkbox"/> Plant 3 <input type="checkbox"/> Plant 4 <input type="checkbox"/> Offsites – Process (i.e., Tank Farm, WWT, Dock, T/X Loading Rack) <input type="checkbox"/> Offsites – Non-process (i.e., Lab, Maintenance, Wash Pad, etc...) – specify:			

Date:	Time:	Kit#:	Pre-Issue Checklist: <input type="checkbox"/> Full bottle <input type="checkbox"/> Harness condition <input type="checkbox"/> 2.2 Regulator <input type="checkbox"/> Bottle connection <input type="checkbox"/> Mask & nose cup <input type="checkbox"/> Webbing <input type="checkbox"/> Face shield
Name:	Trade/Job Position:		
Company:	Work Order Number:		
Work Location: <input type="checkbox"/> Plant 1 <input type="checkbox"/> Plant 2 <input type="checkbox"/> Plant 3 <input type="checkbox"/> Plant 4 <input type="checkbox"/> Offsites – Process (i.e., Tank Farm, WWT, Dock, T/X Loading Rack) <input type="checkbox"/> Offsites – Non-process (i.e., Lab, Maintenance, Wash Pad, etc...) – specify:			

Date:	Time:	Kit#:	Pre-Issue Checklist: <input type="checkbox"/> Full bottle <input type="checkbox"/> Harness condition <input type="checkbox"/> 2.2 Regulator <input type="checkbox"/> Bottle connection <input type="checkbox"/> Mask & nose cup <input type="checkbox"/> Webbing <input type="checkbox"/> Face shield
Name:	Trade/Job Position:		
Company:	Work Order Number:		
Work Location: <input type="checkbox"/> Plant 1 <input type="checkbox"/> Plant 2 <input type="checkbox"/> Plant 3 <input type="checkbox"/> Plant 4 <input type="checkbox"/> Offsites – Process (i.e., Tank Farm, WWT, Dock, T/X Loading Rack) <input type="checkbox"/> Offsites – Non-process (i.e., Lab, Maintenance, Wash Pad, etc...) – specify:			

Date:	Time:	Kit#:	Pre-Issue Checklist: <input type="checkbox"/> Full bottle <input type="checkbox"/> Harness condition <input type="checkbox"/> 2.2 Regulator <input type="checkbox"/> Bottle connection <input type="checkbox"/> Mask & nose cup <input type="checkbox"/> Webbing <input type="checkbox"/> Face shield
Name:	Trade/Job Position:		
Company:	Work Order Number:		
Work Location: <input type="checkbox"/> Plant 1 <input type="checkbox"/> Plant 2 <input type="checkbox"/> Plant 3 <input type="checkbox"/> Plant 4 <input type="checkbox"/> Offsites – Process (i.e., Tank Farm, WWT, Dock, T/X Loading Rack) <input type="checkbox"/> Offsites – Non-process (i.e., Lab, Maintenance, Wash Pad, etc...) – specify:			

Date:	Time:	Kit#:	Pre-Issue Checklist: <input type="checkbox"/> Full bottle <input type="checkbox"/> Harness condition <input type="checkbox"/> 2.2 Regulator <input type="checkbox"/> Bottle connection <input type="checkbox"/> Mask & nose cup <input type="checkbox"/> Webbing <input type="checkbox"/> Face shield
Name:	Trade/Job Position:		
Company:	Work Order Number:		
Work Location: <input type="checkbox"/> Plant 1 <input type="checkbox"/> Plant 2 <input type="checkbox"/> Plant 3 <input type="checkbox"/> Plant 4 <input type="checkbox"/> Offsites – Process (i.e., Tank Farm, WWT, Dock, T/X Loading Rack) <input type="checkbox"/> Offsites – Non-process (i.e., Lab, Maintenance, Wash Pad, etc...) – specify:			



The following individuals have approved and signed this document.

UserName: Todd Murray (toddmurray)

Title: Mgr EH&S Sarnia Refinery

Date: Friday, 05 April 2019, 07:15 AM Mountain Time

Meaning:

=====